

MONTHLY REPORT OF DISBURSEMENTS
For the Month of November 2015

Department: State Universities and Colleges
Agency/Operating Unit : Caraga State University
Organization Code (UACS) : 08-105-00-00000
Funding Source Code (as clustered): 1-01-101


FAR No. 4

PARTICULARS	CURRENT YEAR BUDGET					PRIOR YEAR'S BUDGET											SUB-TOTAL	
	PS	MOOE	Fin. Exp	CO	TOTAL	PRIOR YEAR'S ACCOUNTS PAYABLE					CURRENT YEAR'S ACCOUNTS PAYABLE					TOTAL		
						PS	MOOE	in. Exp	CO	Sub-Total	PS	MOOE	in. Exp	CO	Sub-Total			
1	2	3	4	5	6=2+3+ 4+5	7	8	9	10	11=7+8+ 9+10	12	13	14	15	16=12+13+ 14+15	17=11+16	18=6+17	
Notice of Cash Allocation																		
MDS Checks Issued																		
Main	9,171,552.52	7,662,667.79	-	827,407.98	17,661,628.29	-	-	-	869,375.86	869,375.86	-	-	-	303,945.54	303,945.54	1,173,321.40	18,834,949.69	
Cabadbaran	6,421,550.34	7,360,478.36		827,407.98	14,609,436.68				869,375.86	869,375.86						869,375.86	15,478,812.54	
Working Fund (NCA Issued to BTr)	2,750,002.18	302,189.43			3,052,191.61									303,945.54	303,945.54	303,945.54	3,356,137.15	
Tax Remittance Advices Issued (TRA)																		
Main	890,335.22	71,022.05	-	63,741.64	1,025,098.91	-	-	-	-	-	-	-	-	17,204.46	17,204.46	17,204.46	1,042,303.37	
Cabadbaran	561,137.26	60,554.54		63,741.64	685,433.44												685,433.44	
Cash Disbursement Ceiling (CDC)	329,197.96	10,467.51			339,665.47									17,204.46	17,204.46	17,204.46	356,869.93	
Non-Cash Availment Authority (NCAA)																		
TOTAL	10,061,887.74	7,733,689.84	-	891,149.62	18,686,727.20	-	-	-	869,375.86	869,375.86	-	-	-	321,150.00	321,150.00	1,190,525.86	19,877,253.06	


SUMMARY:

	Previous Report	This Month	As of date
Total Disbursement Authorities Received			
NCA	150,445,874.57	38,793,539.00	189,239,413.57
Working Fund			
TRA	8,971,020.57	1,042,303.37	10,013,323.94
Less: Notice of Transfer Allocations (NTA) Issued			
Total Disbursement Authorities Available	159,416,895.14	39,835,842.37	199,252,737.51
Less: Lapsed NCA	26,179,013.18		26,179,013.18
Disbursements	123,779,097.33	19,877,253.06	143,656,350.39
Balance of Disbursement Authorities as of to Date	9,458,784.63	19,958,589.31	29,417,373.94

Certified Correct:


ANNA VICTORIA T. DUCENA
Accountant III
Date: December 9, 2015

Approved By:


ANTHONY M. PENASO, Ph.D.
CSU President
Date: December 9, 2015


MONTHLY REPORT OF DISBURSEMENTS
For the Month of November 2015


FAR No. 4

Department: State Universities and Colleges
Agency/Operating Unit : Caraga State University
Organization Code (UACS) : 08-105-00-00000
Funding Source Code (as clustered): 1-01-101

PARTICULARS	TRUST LIABILITIES				GRAND TOTAL					Remarks
	PS	MOOE	CO	TOTAL	PS	MOOE	Fin. Exp.	CO	TOTAL	
1	19	20	21	22=19+ 20+21	23	24	25	26	27=23+24+ 25+26	28
Notice of Cash Allocation										
MDS Checks Issued										
Main					9,171,552.52	7,662,667.79	-	2,000,729.38	18,834,949.69	
Cabadbaran					6,421,550.34	7,360,478.36	-	1,696,783.84	15,478,812.54	
Working Fund (NCA Issued to BTr)					2,750,002.18	302,189.43	-	303,945.54	3,356,137.15	
Tax Remittance Advices Issued (TRA)										
Main					890,335.22	71,022.05	-	80,946.10	1,042,303.37	
Cabadbaran					561,137.26	60,554.54	-	63,741.64	685,433.44	
Cash Disbursement Ceiling (CDC)					329,197.96	10,467.51	-	17,204.46	356,869.93	
Non-Cash Availment Authority (NCAA)										
TOTAL					10,061,887.74	7,733,689.84	-	2,081,675.48	19,877,253.06	

	Previous Report	This Month	As of Date
Total Disbursements Program	161,608,337.57	21,973,291.00	183,581,628.57
Less: Actual Disbursements	<u>123,722,975.53</u>	<u>19,877,253.06</u>	<u>143,600,228.59</u>
(Over)/Under Spending	<u><u>37,885,362.04</u></u>	<u><u>2,096,037.94</u></u>	<u><u>39,981,399.98</u></u>

Certified Correct:

ANNA VICTORIA T. DUCENA
Accountant III
Date: December 9, 2015

Approved By:

ANTHONY M. PENASO, Ph.D.
CSU President
Date: December 9, 2015