

MONTHLY REPORT OF DISBURSEMENTS
For the Month of October 2015

FAR No. 4


Department: State Universities and Colleges
Agency/Operating Unit : Caraga State University
Organization Code (UACS) : 08-105-00-00000
Funding Source Code (as clustered): 1-01-101

PARTICULARS	CURRENT YEAR BUDGET					PRIOR YEAR'S BUDGET											SUB-TOTAL	
	PS	MOOE	Fin. Exp	CO	TOTAL	PRIOR YEAR'S ACCOUNTS PAYABLE					CURRENT YEAR'S ACCOUNTS PAYABLE					TOTAL		
						PS	MOOE	in.Exp	CO	Sub-Total	PS	MOOE	in.Exp	CO	Sub-Total			
1	2	3	4	5	6=2+3+ 4+5	7	8	9	10	11=7+8+9+10	12	13	14	15	16=12+13+14+15	17=11+16	18=6+17	
Notice of Cash Allocation																		
MDS Checks Issued																		
Main	5,487,837.15	4,676,581.71	-	259,162.42	10,423,581.28	-	-	-	5,797.68	5,797.68	-	-	-	153,195.00	153,195.00	158,992.68	10,582,573.96	
Cabadbaran	2,529,185.89	4,223,696.50		259,162.42	7,012,044.81				5,797.68	5,797.68				2,745.00	2,745.00	8,542.68	7,020,587.49	
Working Fund (NCA Issued to BTr)	2,958,651.26	452,885.21			3,411,536.47					-				150,450.00	150,450.00	150,450.00	3,561,986.47	
Tax Remittance Advices Issued (TRA)																		
Main	735,471.13	38,927.98	-	70,951.00	845,350.11	-	-	-	-	-	-	-	-	10,030.00	10,030.00	10,030.00	855,380.11	
Cabadbaran	571,094.32	35,681.84		70,951.00	677,727.16					-					-	-	677,727.16	
Cash Disbursement Ceiling (CDC)	164,376.81	3,246.14			167,622.95					-				10,030.00	10,030.00	10,030.00	177,652.95	
Non-Cash Availment Authority (NCAA)																		
TOTAL:	6,223,308.28	4,715,509.69	-	330,113.42	11,268,931.39	-	-	-	5,797.68	5,797.68	-	-	-	163,225.00	163,225.00	169,022.68	11,437,954.07	


SUMMARY:

	Previous Report	This Month	As of date
Total Disbursement Authorities Received			
NCA	142,186,113.57	8,259,761.00	150,445,874.57
Working Fund			
TRA	8,115,640.46	855,380.11	8,971,020.57
Less: Notice of Transfer Allocations (NTA) Issued			
Total Disbursement Authorities Available	<u>150,301,754.03</u>	<u>9,115,141.11</u>	<u>159,416,895.14</u>
Less: Lapsed NCA	26,179,013.18		26,179,013.18
Disbursements	<u>112,341,143.26</u>	<u>11,437,954.07</u>	<u>123,779,097.33</u>
Balance of Disbursement Authorities as of to Date	<u>11,781,597.59</u>	<u>(2,322,812.96)</u>	<u>9,458,784.63</u>

Certified Correct:


ANNA VICTORIA T. DUCENA
Accountant III
Date: November 9, 2015

Approved By:


ANTHONY M. PENASO, Ph.D.
CSU President
Date: November 9, 2015

MONTHLY REPORT OF DISBURSEMENTS
For the Month of October 2015

FAR No. 4

Department: State Universities and Colleges
Agency/Operating Unit : Caraga State University
Organization Code (UACS) : 08-105-00-00000
Funding Source Code (as clustered): 1-01-101

PARTICULARS	TRUST LIABILITIES				GRAND TOTAL					Remarks
	PS	MOOE	CO	TOTAL	PS	MOOE	Fin. Exp.	CO	TOTAL	
1	19	20	21	22=19+ 20+21	23	24	25	26	27=23+24+ 25+26	28
Notice of Cash Allocation										
MDS Checks Issued				-	5,487,837.15	4,676,581.71	-	418,155.10	10,582,573.96	
Main					2,529,185.89	4,223,696.50	-	267,705.10	7,020,587.49	
Cabadbaran					2,958,651.26	452,885.21	-	150,450.00	3,561,986.47	
Working Fund (NCA Issued to BTr)										
Tax Remittance Advices Issued (TRA)				-	735,471.13	38,927.98	-	80,981.00	855,380.11	
Main					571,094.32	35,681.84	-	70,951.00	677,727.16	
Cabadbaran					164,376.81	3,246.14	-	10,030.00	177,652.95	
Cash Disbursement Ceiling (CDC)										
Non-Cash Availment Authority (NCAA)										
TOTAL	-	-	-	-	6,223,308.28	4,715,509.69	-	499,136.10	11,437,954.07	


	Previous Report	This Month	As of Date
Total Disbursements Program	151,762,576.57	9,845,761.00	161,608,337.57
Less: Actual Disbursements	<u>112,285,021.46</u>	<u>11,437,954.07</u>	<u>123,722,975.53</u>
(Over)/Under Spending	<u><u>39,477,555.11</u></u>	<u><u>(1,592,193.07)</u></u>	<u><u>37,885,362.04</u></u>

Certified Correct:



ANNA VICTORIA T. DUCENA
Accountant III
Date: November 9, 2015

Approved By:



ANTHONY M. PENASO, Ph.D.
CSU President
Date: November 9, 2015